


STEPS TO LEARNING A NEW SPEECH SOUND

Follow these steps when teaching your child a new sound. Your therapist can tell you which level to start at for each sound.

Only move to the next level when your child is correct 80% of the time. For example, when your child can imitate 8/10 words correctly (Level 3A), you can move to the next level (Level 3B).


Remember: We want your child to be successful, not frustrated. You can move back a level if the next level is too challenging.

LEVEL 1: SOUND → Practice saying just the sound



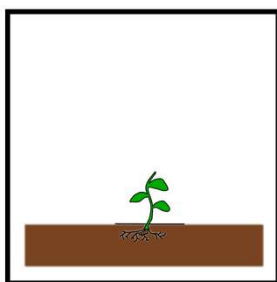
- (A) Imitated: The child copies the sound after you
Adult says "ssss"
Child says "ssss"
- (B) Independent: The child says the sound on their own
Adult points to picture & says "What sound does the snake make?"
Child says "ssss"

LEVEL 2: SYLLABLES → A syllable is the sound + a vowel sound (e.g. a, e, i, o, u)




- (A) Imitated: The child copies the syllable after you
Adult says "so"
Child says "so"

LEVEL 3: WORDS → Practice your sound in words



- (A) Imitated: The child copies the word after you
Adult says "soup"
Child says "soup"
- (B) Independent: The child says the word on their own
Adult shows a picture of the word
Child says "sock"

LEVEL 4: PHRASES → A group of 2-4 words that stays the same for the entire activity



- (A) Imitated: The child copies the phrase after you
Adult says "big sun"
Child says "big sun"
- (B) Independent: The child says the phrase on their own
Adult hands child a picture of a sock
Child says "big sock"

Activities to Try:

Take turns pulling pictures from a bag and say "my _____"


Take turns putting pictures in a box or on a tower and say "_____ in" or "_____ on"

Hide pictures around the room and say "I spy a _____" or "I found a _____"

Play Go Fish and say "I need a _____"


Play a Matching/Memory game and say "I found two _____"

LEVEL 5: SENTENCES → Say the sound in sentences



- (A) Imitated: The child copies the sentence after you
Adult says "I lost my sock"
Child says "I lost my sock"
- (B) Independent: The child makes up a sentence on their own
Adult shows a picture of the word
Child says "The sock has a hole"

LEVEL 6: CONVERSATION



Once your child can use their sound correctly in sentences, they are ready to start using the sound in conversation. Start by practicing for 5-10 minutes a day. Tell your child "I am listening for your good ___ sound." Celebrate when your child uses their sound correctly, "Wow! I heard a great 's' sound". Provide gentle reminders and corrections when you hear an error, "Oh, I heard 'tun' (for sun). Can you try again with a good 's' sound?"